



Bandhan CRISIL IBX 90:10 SDL Plus Gilt– November 2026 Index Fund[§]

An open-ended Target Maturity Index Fund investing in constituents of CRISIL IBX 90:10 SDL plus Gilt Index – November 2026 with Relatively High Interest Rate Risk and Relatively Low Credit Risk

This Target Maturity Index Fund aims to provide the investment returns corresponding to the total returns of the securities as represented by the CRISIL IBX 90:10 SDL plus Gilt Index – November 2026 before expenses, subject to tracking errors. The scheme will terminate on 30th November 2026.

Fund Features:

(Data as on 28th February'23)

Category: Index Fund

Monthly Avg AUM: ₹ 92.69 Crores

Inception Date: 17 November, 2022

Fund Manager: Mr. Gautam Kaul & Mr. Harshal Joshi

Benchmark: CRISIL IBX 90:10 SDL plus Gilt Index – November 2026

Other Parameter

Modified Duration: 3.05 years

Average Maturity: 3.58 years

Macaulay Duration: 3.16 years

Yield to Maturity: 7.67%

Minimum Investment Amount:

₹ 1,000/- and in multiples of Re. 1/- thereafter

Exit Load: Nil

SIP (Minimum Amount): 100/- and in multiples of Re.1 thereafter

SIP Dates: (Monthly/Quarterly) Investor may choose any day of the month except 29th, 30th and 31st as the date of installment.

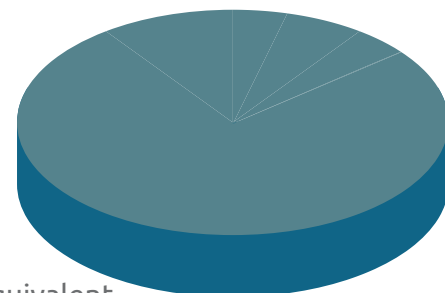
Option Available: Growth & Income Distribution cum capital withdrawal Option (Payout, Reinvestment or Sweep facility).

PORTFOLIO

(28 February 2023)

| Name | Rating | Total (%) |
|-------------------------------------|--------|----------------|
| State Government Bond | | 78.22% |
| 7.57% Gujarat SDL - 2026 | SOV | 17.71% |
| 7.4% Madhya Pradesh SDL - 2026 | SOV | 10.07% |
| 6.24% Maharashtra SDL - 2026 | SOV | 9.73% |
| 7.22% Maharashtra SDL - 2026 | SOV | 5.01% |
| 7.17% Rajasthan SDL - 2026 | SOV | 5.00% |
| 7.69% Uttar Pradesh SDL - 2026 | SOV | 4.11% |
| 7.69% Tamilnadu SDL - 2026 | SOV | 4.08% |
| 7.59% Kerala SDL - 2026 | SOV | 4.05% |
| 7.41% Uttar Pradesh SDL - 2026 | SOV | 3.52% |
| 7.16% Madhya Pradesh SDL - 2026 | SOV | 3.44% |
| 7.69% Gujarat SDL - 2026 | SOV | 3.28% |
| 7.61% Kerala SDL - 2026 | SOV | 2.03% |
| 7.19% West Bangal SDL - 2026 | SOV | 2.00% |
| 7.49% Gujarat SDL - 2026 | SOV | 1.13% |
| 7.18% Haryana SDL - 2026 | SOV | 1.00% |
| 7.15% Madhya Pradesh SDL - 2026 | SOV | 1.00% |
| 7.38% Rajasthan SDL - 2026 | SOV | 0.58% |
| 6.82% Maharashtra SDL - 2026 | SOV | 0.49% |
| Government Bond | | 19.18% |
| 5.74% - 2026 G-Sec | SOV | 19.18% |
| Net Cash and Cash Equivalent | | 2.60% |
| Grand Total | | 100.00% |

ASSET QUALITY



AAA Equivalent
100.00%

[§]With effect from 13th March 2023, the name of "IDFC CRISIL IBX 90:10 SDL Plus Gilt November 2026 Index Fund" has changed to "Bandhan CRISIL IBX 90:10 SDL Plus Gilt November 2026 Index Fund"

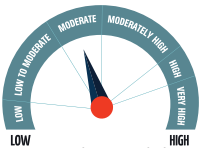
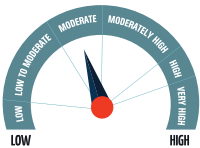
Benefits of investing in Target Maturity Index Funds



^If invested till maturity of the scheme, but there will be intermittent volatility

| Potential Risk Class Matrix | | | |
|------------------------------------|--------------------------|--------------------|---------------------------|
| Credit Risk of the scheme → | Relatively Low (Class A) | Moderate (Class B) | Relatively High (Class C) |
| Interest Rate Risk of the scheme ↓ | | | |
| Relatively Low (Class I) | | | |
| Moderate (Class II) | | | |
| Relatively High (Class III) | A-III | | |

A Scheme with Relatively High Interest Rate Risk and Relatively Low Credit Risk

| Scheme risk-o-meter | This product is suitable for investors who are seeking* | Benchmark risk-o-meter |
|---|--|---|
|  <p>Investors understand that their principal will be at Moderate risk</p> | <ul style="list-style-type: none"> Income over the target maturity period. Investment in constituents of CRISIL IBX 90:10 SDL plus Gilt Index – November 2026. <p>*Investors should consult their financial advisers if in doubt about whether the product is suitable for them.</p> |  <p>CRISIL IBX 90:10 SDL plus Gilt Index – November 2026</p> |